

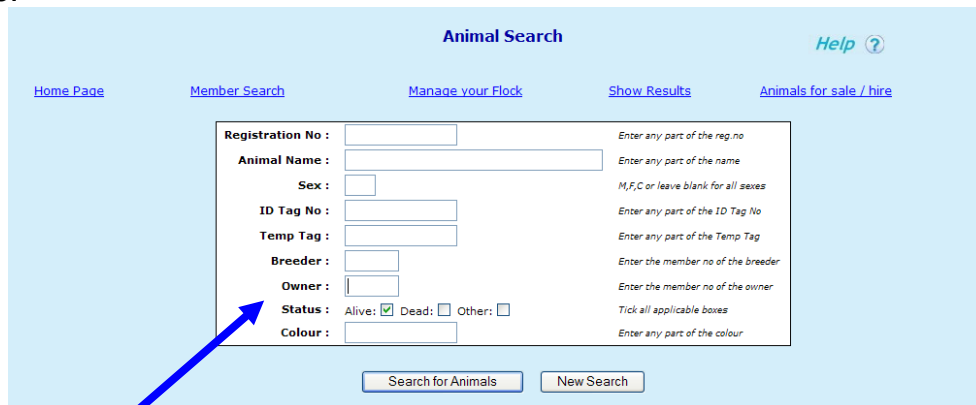
Ped eWeb the easy to use 'on line' herd book

PedeWeb contains all the information you would normally find in the herd book with the added advantage of being able to flag animals available for sale and update the entry for your own herd.

Easy to find

To get into PedeWeb go to the breed society web site and click on the link

The first screen is called **Animal Search** and allows you to search for any animal in the database.



The screenshot shows the 'Animal Search' interface. It includes a navigation bar with links: Home Page, Member Search, Manage your Flock, Show Results, and Animals for sale / hire. A 'Help' link is also present. The search form contains the following fields and instructions:

- Registration No : Enter any part of the reg.no
- Animal Name : Enter any part of the name
- Sex : M,F,C or leave blank for all sexes
- ID Tag No : Enter any part of the ID Tag No
- Temp Tag : Enter any part of the Temp Tag
- Breeder : Enter the member no of the breeder
- Owner : Enter the member no of the owner
- Status : Alive: Dead: Other: Tick all applicable boxes
- Colour : Enter any part of the colour

Buttons at the bottom: Search for Animals, New Search

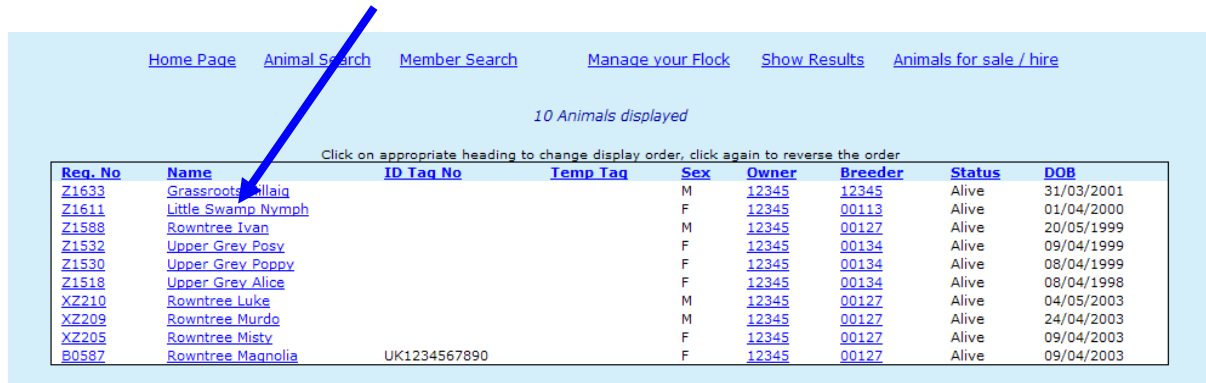
Type **your own herd number** in the owner box and click on '**Search for Animals**' a full list of animals in your registered ownership will be displayed.

Type **M** in the sex box to reduce the list to males, or type a number in the tag box to reduce the list still further.

Now click on '**Search for Animals**'.

The more information you type into this screen the FEWER animal you will find. Less is more on search screens.

Here is an example of the list of animals which fitted my search description :
Click on any one of them to see more information



The screenshot shows the search results page with the following table:

10 Animals displayed

Click on appropriate heading to change display order, click again to reverse the order

Reg. No	Name	ID Tag No	Temp Tag	Sex	Owner	Breeder	Status	DOB
Z1633	Grassroots Millaig			M	12345	12345	Alive	31/03/2001
Z1611	Little Swamp Nymph			F	12345	00113	Alive	01/04/2000
Z1588	Rowntree Ivan			M	12345	00127	Alive	20/05/1999
Z1532	Upper Grey Posy			F	12345	00134	Alive	09/04/1999
Z1530	Upper Grey Poppy			F	12345	00134	Alive	08/04/1999
Z1518	Upper Grey Alice			F	12345	00134	Alive	08/04/1998
XZ210	Rowntree Luke			M	12345	00127	Alive	04/05/2003
XZ209	Rowntree Murdo			M	12345	00127	Alive	24/04/2003
XZ205	Rowntree Misty			F	12345	00127	Alive	09/04/2003
B0587	Rowntree Magnolia	UK1234567890		F	12345	00127	Alive	09/04/2003

That gives you a detailed view of the chosen animal

Little Swamp Nymph - Z1611

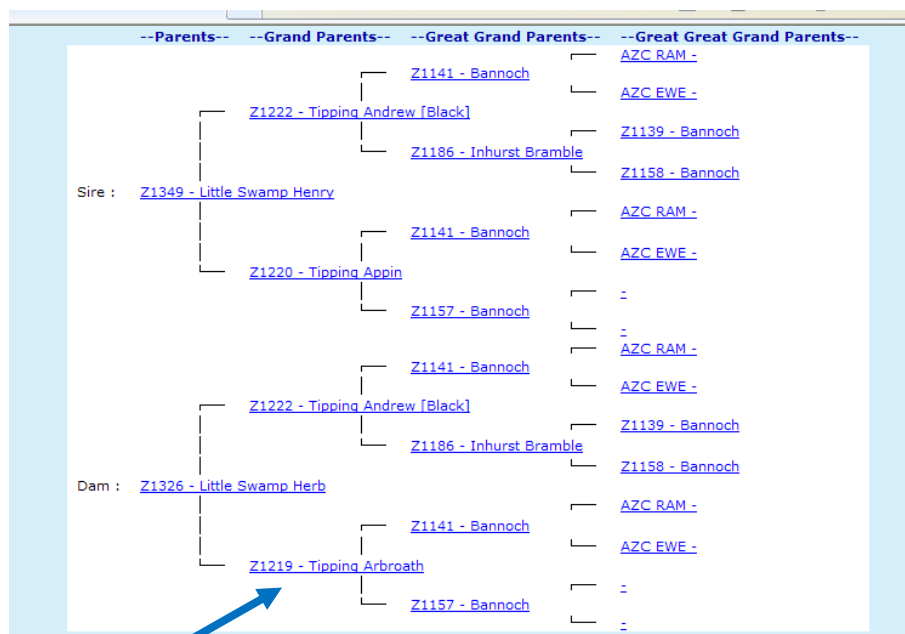
[Home Page](#) [Animal Search](#) [Member Search](#) [Progeny](#) [Pedigree](#) [Manage your Flock](#) [Show Results](#) [Animals for sale / hire](#)

Registration No : Z1611
ID Tag No :
Temp Tag :
Registration Type : Register
Breeder : 00113 - Resigned member
Owner : [12345 - Grassroots Ped EWeb Test](#)
Sex : F
Birth No : 3
Date of Birth : 01/04/2000
Sire : [Z1349 - Little Swamp Henry \(\)](#)
Dam : [Z1326 - Little Swamp Herb \(\)](#)
Description :
Scrapie :
Status : Alive
Colour : Black
NS/AI/ET : -
Date Birth Notified :
Date Registered : 14/07/2000
Volume no : 164
For Sale ?

Pedigree

Click on pedigree for a four generation pedigree

Which will be displayed like this:



Anything in blue is a link, so you can select an animal in a pedigree to go and view its details, pedigree, progeny or ownership.

Progeny

Click on progeny for a list of offspring.

Little Swamp Nymph - Z1611

[Home Page](#)[Animal Search](#)[Member Search](#)[Progeny](#)[Pedigree](#)[Manage your Flock](#)[Show Results](#)[Animals for sale / hire](#)

Registration No : Z1611
ID Tag No :
Temp Tag :
Registration Type : Register
Breeder : 00113 - Resigned member
Owner : [12345 - Grassroots Ped FWeb Test](#)
Sex : F
Birth No : 3
Date of Birth : 01/04/2000
Sire : [Z1349 - Little Swamp Henry \(\)](#)
Dam : [Z1326 - Little Swamp Herb \(\)](#)
Description :
Scrapie :
Status : Alive
Colour : Black
NS/AI/ET : -
Date Birth Notified :
Date Registered : 14/07/2000
Volume no : 164
For Sale ?

Which will be displayed like this :

Anything in blue is a link, so you can select an animal in a pedigree or progeny list to go and view its pedigree or progeny and so on.

31 Progeny					
Reg No	Name	Sex	Date of Birth	Owner	
Z1604	Little Swamp Nevil	M	01/04/2000	00131	Dead
Z1605	Little Swamp Nimrod [Black]	M	01/04/2000	00113	Other
Z1607	Little Swamp Nettle	F	01/04/2000	00113	Other
Z1608	Little Swamp Narcissus	F	01/04/2000	00113	Other
Z1609	Little Swamp Nasturtium	F	01/04/2000	00113	Other
Z1610	Little Swamp Nepeta [Black]	F	01/04/2000	Z2222	Dead
Z1611	Little Swamp Nymph [Black]	F	01/04/2000	12345	Alive
Z1612	Little Swamp Nautilus [Black]	F	01/04/2000	00113	Other
Z1613	Little Swamp Nerine	F	01/04/2000	00113	Other
Z1614	Little Swamp Naiad	F	01/04/2000	Z2222	Dead
Z1615	Little Swamp Nyssas	F	01/04/2000	00108	Alive
Z1616	Little Swamp Nicotiana [Black]	F	01/04/2000	00108	Alive
Z1617	Little Swamp Nutmeg [Black]	F	01/04/2000	00113	Other
Z1618	Little Swamp Norman	M	01/04/2000	00113	Other
Z1606	Little Swamp Majestic	M	02/05/1999	00106	Alive
Z1573	Little Swamp Mina	F	14/04/1999	00117	Dead
Z1577	Little Swamp Minnie	F	14/04/1999	00113	Other
Z1579	Little Swamp Mona	F	14/04/1999	Z2222	Dead
Z1576	Little Swamp Myrtle	F	12/04/1999	00113	Other
Z1578	Little Swamp Mole	F	12/04/1999	00113	Other
Z1575	Little Swamp Muppett	F	07/04/1999	Z2222	Dead
Z1564	Little Swamp Liverwort	F	18/04/1998	00113	Other
Z1572	Little Swamp Lundy	M	12/04/1998	Z2222	Dead
Z1563	Little Swamp Lace	F	10/04/1998	00113	Other
Z1562	Little Swamp Lizzy	F	08/04/1998	00113	Other
Z1561	Little Swamp Lavender	F	05/04/1998	00113	Other
Z1574	Little Swamp Lyme	M	01/04/1998	Z2222	Dead
Z1557	Little Swamp Kelvin	M	05/05/1997	00142	Alive
Z1560	Little Swamp Kingcup	F	20/04/1997	Z2222	Dead
Z1559	Little Swamp Knautia	F	18/04/1997	00113	Other
Z1558	Little Swamp Knapweed	F	17/04/1997	00113	Other

You can click on **owner** reference to find details of the owner

Finding members

You can find members by clicking on the link to **Member Search**

Little Swamp Nymph - Z1611

[Home Page](#) [Animal Search](#) [Member Search](#) [Progeny](#) [Pedigree](#) [Manage your Flock](#) [Show Results](#) [Animals for sale / hire](#)

Registration No :	Z1611
ID Tag No :	
Temp Tag :	
Registration Type :	Register
Breeder :	00113 - Resigned member
Owner :	12345 - Grassroots Ped EWeb Test
Sex :	F
Birth No :	3
Date of Birth :	01/04/2000
Sire :	Z1349 - Little Swamp Henry ()
Dam :	Z1326 - Little Swamp Herb ()
Description :	
Scrapie :	
Status :	Alive
Colour :	Black
NS/AI/ET :	-
Date Birth Notified :	
Date Registered :	14/07/2000
Volume no :	164
For Sale ?	

Member Search

[Home Page](#) [Animal Search](#) [Manage your Flock](#) [Show Results](#) [Animals for sale / hire](#)

Member Ref :	<input type="text"/>	<i>Enter any part of the member no / herd letters</i>
Member Name :	<input type="text"/>	<i>Enter any part of the name</i>
Herd / Flock Name :	<input type="text"/>	<i>Enter any part of the Herd / Flock name</i>
Region :	- none - <input type="button" value="v"/>	
Address :	<input type="text"/>	<i>Enter any part of the address</i>
Members with animals	<input type="checkbox"/>	<i>Tick box to display just members with animals</i>

Select a **region**, or type the person's **surname**, or **herd name**. **The more you type the fewer records will be displayed.**

Tick members **with** animals to exclude members who do not own animals from the list displayed. Then click on 'Search for members'

[Home Page](#) [Animal Search](#) [Member Search](#) [Manage your Flock](#) [Show Results](#) [Animals for sale / hire](#)

Click on entries underlined to see additional information

Click on appropriate heading to change display order, click again to reverse the order

<u>Name</u>	<u>Prefix</u>	<u>Region</u>	<u>Member Ref</u>
Andrews, Mr D	Tipping	West Sussex	00106
Brown, Mr U	Happy Hall	Aberdeenshire	00135
Grassroots Ped EWeb Test.	Grassroots	Worcestershire	12345
Hall, Mr W	Northeast	Glasgow	00142
Hewitt, Mr L	Whitehill	Warwickshire	00119
Owens, Mr R	Farmingway	Lancashire	00132
Waddington, Mr G	Stickler	Lincolnshire	00111
Walker, Mr I	Maplewood	Cheshire	00161
Wallace, Mr C	Rose Hill	Devon	00105
Williams, Mr C	Woodland	Scotland	00147
Wood, Mr N	Hollowend	Somerset	00121

Note - Until members have given their written permission, only their name, prefix, region and herd number will appear. Anyone whose name appears in blue has given permission for additional information to be displayed. Click on them in the list to view that additional information.

[Home Page](#) [Animal Search](#) [Member Search](#) [Manage your Flock](#) [Show Results](#) [Animals for sale / hire](#)

Member Ref : 12345
Name : Grassroots Ped EWeb Test
Address : Pedeweb House
 Pedeweb Lane
 Pedeweb
Email : test@grassroots.co.uk
Region : Worcestershire
Prefix : Grassroots
 *** Member of Health Scheme ***

This may include a link to their own web site. **To update your own records please go to 'manage your own herd'** or contact the registry office.

Manage Your Herd

The 'on line' herd book is updated regularly and is a quick and efficient way to report births, deaths and sales, and to flag animals available for sale.

To access the 'manage your herd' section, Click on 'Manage your herd'

Member Search

[Home Page](#) [Animal Search](#) [Manage your Flock](#) [Show Results](#) [Animals for sale / hire](#)

Member Ref : Enter any part of the member no / herd letters
Member Name : Enter any part of the name
Herd / Flock Name : Enter any part of the Herd / Flock name
Region : - none -
Address : Enter any part of the address
Members with animals Tick box to display just members with animals

Type in your membership number, or letters (leading zeros are important) and your password. If you have mislaid this or would like to change the password, please email the registry. Finally confirm your email address and click on continue

Please enter your Society member number and password to proceed

Member No / Herd Letters :
Password :

In order that we can send, by email, confirmation of your on-line transactions, please could you confirm your email address :

A list of menu options (listed below) will be displayed and if you have not cleared it there may also be a shopping basket.

Manage your Flock

Shopping Basket

Please click on 'Proceed to Checkout', even if you are paying by cheque

No	Fee	Amount Due
1 Registration	13.00	13.00
Total Amount Due		13.00

The shopping basket is a tally of transactions. It is not linked to the society accounts. **To clear your shopping basket**, please click on 'proceed to check out, and print the remittance slip offered.

The main menu options in 'Manage your Herd' are;

1. Apply for Registration
2. Death/slaughter
3. Castration
4. Transfer of ownership
5. identification of Animals for Sale
6. View / Change contact details

Flag Animals for Sale /Hire / AI

If you wish to flag animals available for Sale / Hire / or for which you have AI available, click on the menu option and type S, H or A into box alongside the relevant animal.

You can edit this at any time.

Notifications of Animals for Sale / Hire / AI

Registration No : Enter any part of the reg.no

Animal Name : Enter any part of the name

ID Tag No : Enter any part of the ID Tag No

Temp Tag : Enter any part of the Temp Tag

Breeder : Enter the member no of the breeder

Enter 'H' for Animals which are 'for hire', 'S' for animals 'for sale' and 'A' or 'AI'
Click on appropriate heading to change display order, click again to reverse the order

S/H/A	Sex	Reg. No	Name	ID Tag No	Temp Tag	Breeder	DOB
<input type="checkbox"/>	F	B0587	Rowntree Magnolia	UK1234567890		00127	09/04/2003
S	F	XZ205	Rowntree Misty			00127	09/04/2003
S	M	XZ209	Rowntree Murdo			00127	24/04/2003
H	M	XZ210	Rowntree Luke			00127	04/05/2003
<input type="checkbox"/>	F	Z1518	Upper Grey Alice			00134	08/04/1998
<input type="checkbox"/>	F	Z1530	Upper Grey Poppy			00134	08/04/1999
<input type="checkbox"/>	F	Z1532	Upper Grey Posy			00134	09/04/1999
A	M	Z1588	Rowntree Ivan			00127	20/05/1999

Once the registry have been notified of the sale of an animal, it will automatically disappear from this list.

Deaths/slaughter

Please keep your herd records up to date by telling us about any animals sold for meat or fallen stock. A list of animals in your registered ownership will be displayed. Click on any of the column headings to sort into order. Tick any which are no longer alive and click on 'submit death(s) to Breed Society'.

Click on appropriate heading to change display order, click again to reverse the order

dead	Reg.No	Name	ID Tag No	Temp Tag	Breeder	DOB	Sex
<input type="checkbox"/>	XZ205	Rowntree Misty			00127	09/04/2003	F
<input type="checkbox"/>	XZ206	Rowntree Magnolia	UK1234567890		00127	09/04/2003	F
<input type="checkbox"/>	XZ209	Rowntree Murdo			00127	24/04/2003	M
<input type="checkbox"/>	XZ210	Rowntree Luke			00127	04/05/2003	M
<input type="checkbox"/>	Z1518	Upper Grey Alice			00134	08/04/1998	F
<input type="checkbox"/>	Z1530	Upper Grey Poppy			00134	08/04/1999	F
<input type="checkbox"/>	Z1532	Upper Grey Posy			00134	09/04/1999	F
<input type="checkbox"/>	Z1588	Rowntree Ivan			00127	20/05/1999	M

Transfers

Please notify the registry of all sales so that the animals can be transferred into the correct herd in the database.

Select 'Transfers' from the 'manage your own herd' menu. A list of animals in your registered ownership will be displayed. Click on any of the column headings to sort into order. Use the form at the top to reduce the list, for example type M into the sex box to display only males.

Tick those animals which have been sold.

Grassroots Sheep Society
Notifications of Transfer of Ownership

Registration No : Enter any part of the reg.no
Sex : Enter the sex
Animal Name : Enter any part of the name
ID Tag No : Enter any part of the ID Tag No
Temp Tag : Enter any part of the Temp Tag
Breeder : Enter the member no of the breeder

Click on appropriate heading to change display order, click again to reverse the order

transfer	Reg. No	Name	ID Tag No	Temp Tag	Breeder	DOB	Sex
<input type="checkbox"/>	X2205	Rowntree Misty			00127	09/04/2003	F
<input type="checkbox"/>	X2206	Rowntree Magnolia	UK1234567890		00127	09/04/2003	F
<input type="checkbox"/>	X2209	Rowntree Murdo			00127	24/04/2003	M
<input type="checkbox"/>	X2210	Rowntree Luke			00127	04/05/2003	M
<input type="checkbox"/>	Z1518	Upper Grey Alice			00134	08/04/1998	F
<input type="checkbox"/>	Z1530	Upper Grey Poppy			00134	08/04/1999	F
<input type="checkbox"/>	Z1532	Upper Grey Posy			00134	09/04/1999	F
<input type="checkbox"/>	Z1588	Rowntree Ivan			00127	20/05/1999	M

Transfer details :
1. If you have sold this/these animals(s) to a member, click here for member details [Search for New Owner](#)
2. If you are sure that the buyer is not a member, click here to enter their details [Enter buyer details](#)

Click on enter buyers details and type on their full name and address into the form offered.

Enter Buyer details

Name :
Address :

Post Code :
Telephone no :

Click on return to transfer window,

finally click on submit.

Apply for registration - The birth screen only works if the mothers of the calves are in your registered ownership. If they have not yet been transferred into the database please contact the society office.

The system should already know your Ministry herd number and your herd name

The screenshot shows the 'Apply for Registration' form. The fields are: Tag No: UK012345-1 (with a note 'Defra UK tag number please'); Date of Birth: 0 (month) and 2012 (year); Sex: (dropdown); Name: Nutwood; NS/AI/ET: (dropdown); AI / ET Date: 0 (month), (year), (day); Sire: (dropdown) with a 'Search for Sire' link; Dam: (dropdown) with a 'Search for Dam' link; Number Born: 1; Horns: - none -; Notes: (text area); Registration Type: (dropdown). A button 'Add to list of applications' is at the bottom. Blue arrows point to the Tag No, Date of Birth, Sex, and Name fields.

Complete one 'form' for each calf

Type in the individual tag number (this should be 6 digits)

The date of birth, sex, individual name.

Select NS for natural service (AI for artificial insemination or ET for embryo transfer.) from the drop down list

Sire – click on the down arrow alongside sire for a list of bulls in your ownership which you have used before, and click on the correct one if it is in that list.

The screenshot shows the 'Apply for Registration' form. The fields are: Tag No: UK012345-1 (with a note 'Defra UK tag number please'); Date of Birth: 0 (month) and 2012 (year); Sex: (dropdown); Name: Nutwood; NS/AI/ET: (dropdown); AI / ET Date: 0 (month), (year), (day); Sire: (dropdown) with a 'Search for Sire' link; Dam: (dropdown) with a 'Search for Dam' link; Number Born: 1; Horns: - none -; Notes: (text area); Registration Type: (dropdown). A button 'Add to list of applications' is at the bottom. Blue arrows point to the Sire and Dam dropdown menus.

If the bull you need is not listed, click on the words 'search for sire'

A new screen with a 'form' will be displayed. Type in some information about the bull you are looking for. Remember the more you type the fewer animals will be displayed, so try just part of the name or the tag number and click on 'search for animal' for a list of males that include that information.

If he is now dead you may need to widen the search and click 'dead'.

Registration No : Enter any part of the reg.no

Animal Name : Enter any part of the name

ID Tag No : Enter any part of the ID Tag No

Temp Tag : Enter any part of the Temp Tag

Breeder : Enter the member no of the breeder

Owner : Enter the member no of the owner

Colour : Enter any part of the colour

Status : Alive: Dead: Tick all applicable boxes

Type in part of the name or number and click on 'Search for Animals' to reduce the list

Click on the selected animal in the list below to return to the previous page

Click on appropriate heading to change display order, click again to reverse the order

Reg. No	Name	ID Tag No	Temp Tag	Owner	Breeder	DOB
Z1588	Rowntree Ivan			12345	00127	20/05/1999
Z1633	Grassroots Millaig			12345	12345	31/03/2001

Click on the correct bull in the list offered

Apply for Registration [Help ?](#)

Tag No : Defra UK tag number please

Date of Birth :

Sex :

Name :

NS/AI/ET :

AI / ET Date :

Sire : [Search for Sire](#)

This list contains alive registered males with progeny, for a full list click on 'Search for Sire'

Dam : [Search for Dam](#)

Number Born :

Horns :

Notes :

Registration Type :

Dam – click on the down arrow alongside dam for a list of all the females in your registered ownership. You can only use this birth screen for calves whose mothers are in your registered ownership.

To reduce the list click on the words 'search for dam' and use the 'form' to find individual animals in exactly the same way as described for bulls. Remember the more you type the fewer animals will be displayed.

Number Born – type 1 for a single, 2 for twins

Click on add to application list and repeat the process for the next calf

Add to application list

BN/Reg	ID Tag No	Temp Tag	Name	Sex	DOB	Sire	Dam
N	UK12345/12345		Grassroots Amy	F	4/2/2007	Z1588	Z1518
R	UK12345/23456		Grassroots Freddie	M	5/2/2007	Z1588	Z1530

I confirm that to the best of my knowledge the information given above is correct.
I confirm that the animal(s) are without visible or know genetic defects.

When you have finished the batch, tick the declaration, click on submit application to breed society. If you have a lot to do it is a good idea to submit in batches of 10 or 20, just in case you have a power surge, or get called away to the phone. If the system, or your computer does 'time out' – when you log back in you will find the list you have created will be displayed, waiting to be submitted.

After each submit you have the option to print off a summary of the applications you have just done.

Finally click on return to 'manage your herd' where you will find a 'shopping basket' with a summary of the fees due. **Normal Society registration fees apply.**

Manage your Flock

Shopping Basket

Please click on 'Proceed to Checkout', even if you are paying by cheque

No	Fee	Amount Due
1 Registration	13.00	13.00
Total Amount Due		13.00

Click on 'Proceed to Check Out' .

You then have the option to pay by cheque – this will produce a remittance slip to send with your cheque made payable to the Society and sent to the normal Society address.
or

Select 'pay by PayPal' to pay by credit or debit card. You do not need a PayPal account to use this option.

For help or advice please email the society secretary